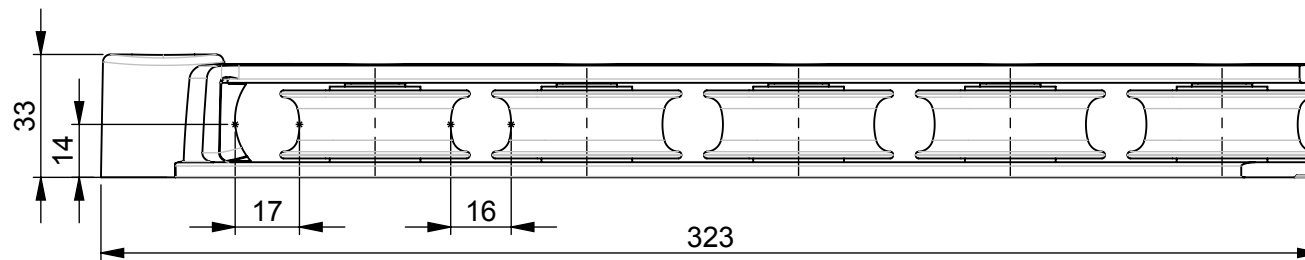
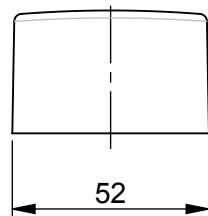
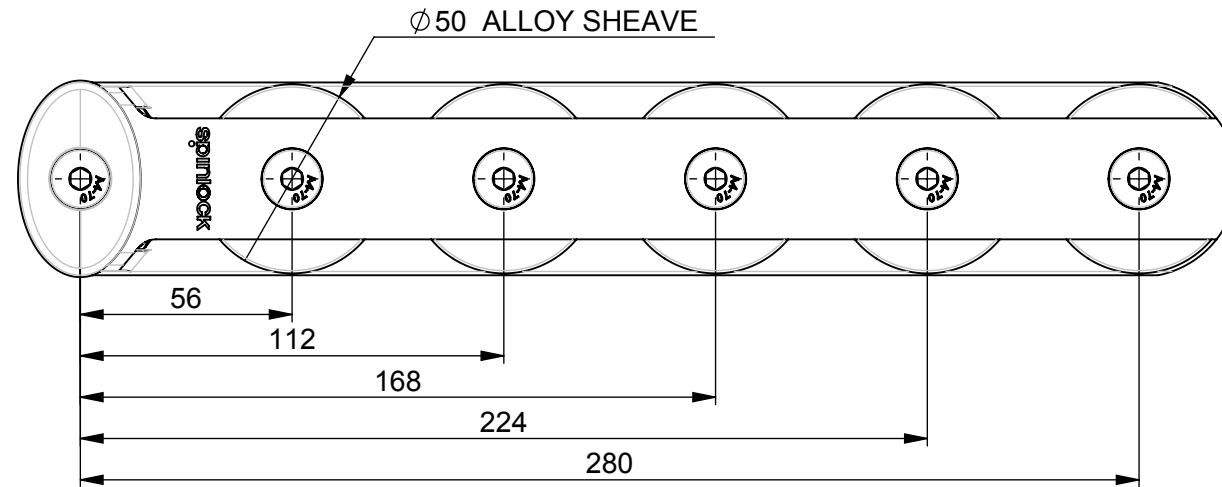


DEFLECTION ANGLE, 'A' (°)	MAX TENSION (kg)
10	8610
15	5750
30	2900
45	1960
60	1500
90	1060



**spinlock**  
BE ADVENTURE-PROOF



**WARNING:**  
IF USING AS A DRILL TEMPLATE, ENSURE PRINTER SETTINGS ARE ADJUSTED TO ACCOUNT FOR THE DRAWING SCALE AND **ALWAYS** CHECK DIMENSIONS BEFORE DRILLING.



**COPYRIGHT:**  
THIS DRAWING IS PROTECTED BY COPYRIGHT. ANY USE IS FORBIDDEN WITHOUT THE WRITTEN CONSENT OF SPINLOCK.

ALL DIMENSIONS IN MM

SCALE	PAGE SIZE	DATE
1:2	A4	APR 2018

MAX LINE SIZE

Ø 14mm

FASTENERS

M8 CSK  
x 6

WEIGHT

970g

SWL PER  
SHAVE

1500kg

TOTAL SWL  
PER UNIT

3750kg

**TC50/5Y**

FOR MORE INFO CONTACT  
SPT@SPINLOCK.CO.UK